

Unit 7

On the Job

Share What You Know



Explain and model each step.
Then conduct the activity.

- 1 Work with a group. Pretend you are walking to school.
- 2 Stand in a line. The first person walks down the line. Who do you see?
- 3 Greet the people you see on your way to school. Tell about the people you greet.
- 4 Go to the end of the line. Repeat each step.

Hello,
Mr. Gonzalez!















What jobs can
people do?

Curriculum Connections

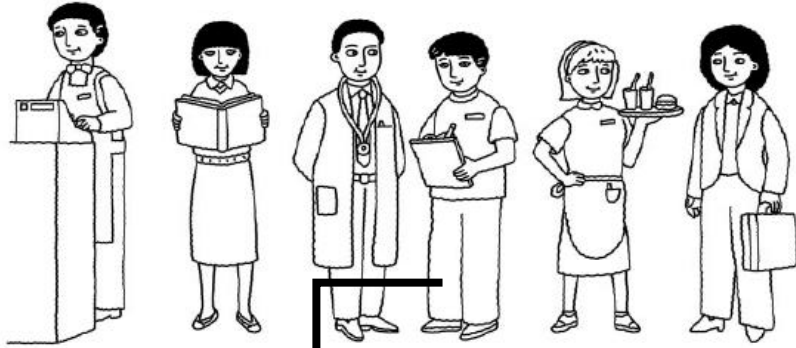
Content Connection
• Types of Jobs
• The Importance
of Jobs

Unit
7

Theme Connection
• Jobs in the
Community
• A Day on the Job

<i>Word</i>	<i>Picture</i>	<i>Word</i>	<i>Picture</i>
Bank		Restaurant	
Banker		School	
Cashier		Shopping Center	
Doctor		Teacher	
Hospital		Waiter	
Nurse		Office Building	

Draw a line from the person, to their job,
to where they work.



Banker

Waitress

Cashier

Nurse

Doctor

Teacher



restaurant




bank



office building



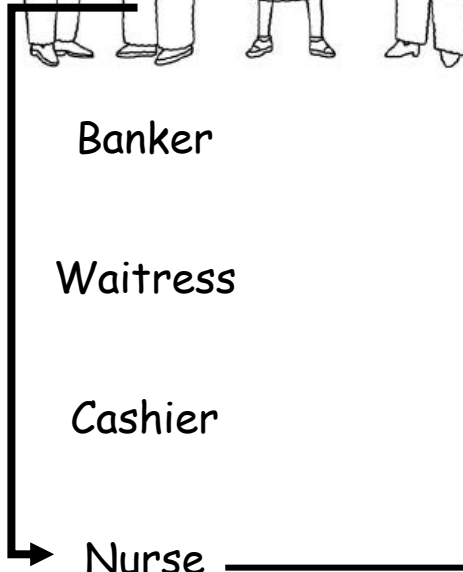
hospital



school

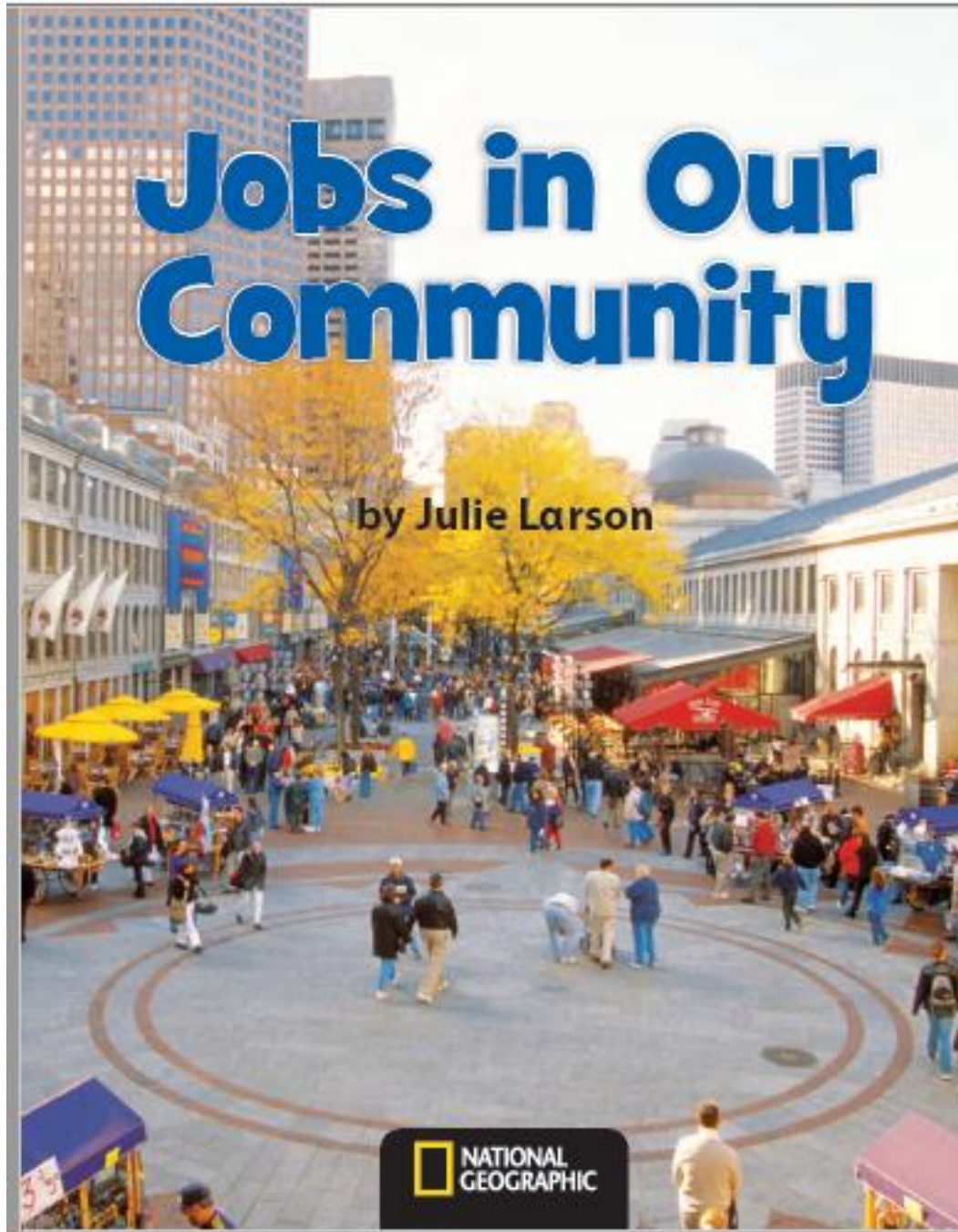


shopping center



Jobs in Our Community

by Julie Larson




 NATIONAL
GEOGRAPHIC



This is a doctor.

2

This is a _____.



A doctor goes to a hospital.

3

A _____ goes to a hospital.



This is a cashier.

4

This is a _____.



A cashier goes to a shopping center.

5


A _____ goes to a shopping center.



This is a banker.

6

This is a _____.



A banker goes to a bank.

7

A _____ goes to a bank.




This is my teacher.
She goes to my school!

8

This is my _____.


She goes to my _____.



This is a _____.

A _____ goes

to a _____.



Name some jobs you can think of



