

Best Buddies

?
BIG
Question

How do living things depend on each other?

Share What You Know








- 1 Choose your two favorite animals. Think about how the two animals could be friends. How could they help each other?
- 2 Make a comic strip. Show your two animal friends helping each other.
- 3 Share your comic strip with the class.








Build Background: Watch a video about animals working together.



Unit 7

Word	Picture	Definition	Sentence
Accept		To take something offered	Her mother accepted the flowers and a hug.
Chain		A series of things that are connected	Food chains show how animals and plants are connected.
Connect		To link things together	Connect the wires to make the computer work.
Important		Something you care a lot about	Firefighters have an important job.
Necessary		Something absolutely needed	A seatbelt is necessary to stay safe in a car.

Word	Picture	Definition	Sentence
Others		People apart from you	She stands away from the others.
Relate		A connection between things	All the questions relate to what the teacher said in class
Roles		Something's job or purpose	The guide dog's role is to help lead the blind man.
Vegetation		All of the plants in an area	Can you name the different kinds of vegetation?
Wildlife		Animals that live in their natural environment	Different wildlife live in different parts of the world.

Food Chains

Grammar Rules Regular Past Tense Verbs

Use the past tense to tell about an action that has already happened. Add *-ed* to most verbs when you talk about a past action.

jump + ed = jumped

wish + ed = wished




Change the verb in the box to the past tense. Say it. Then say the sentence and add the past tense verb.

1. **chew** The mouse _____ on an acorn.
2. **want** A snake _____ to catch the mouse.
3. **hunt** A hawk _____ the snake.
4. **munch** A rabbit _____ on the grass.
5. **look** A hawk _____ at the rabbit.
6. **leap** The rabbit _____ away from the hawk.

Try some more:

7. **help** The guide dog _____ the man cross the street.
8. **connect** I _____ the TV to the cable.
9. **talk** _____.

How can animals help each other?



Circle the vocabulary term:

1. What wildlife can you see out of your window?
2. The shark and the remora have different roles.
3. The oxpecker is important to the impala.
4. The impala accepts help from the oxpecker.
5. Bees and flowers are connected.
6. Deer, cows, horses and rabbits eat vegetation.
7. How do cows and people relate to each other?

Read this story.

Partners

after
before
when
while

Before this small bird flies
onto its back,
The rhino's too itchy to play.
After the bird eats the bugs on its hide,
The rhino is feeling okay.

When this little bird helps a rhino,
It eats many bugs off its back.
While the rhino enjoys a good cleaning,
This little bird has a good snack.



Write:

How are the rhino and the bird connected? Why is the bird important to the rhino?

The rhino and the bird are connected by _____

The bird is important to the rhino because _____

Characters' Motives

Characters do things in stories. You can figure out why they do these things. You can figure out their **motives**. Use a character map to show what a character does and why.


Character Map

Character	What the Character Does	Why the Character Does It
Sergio 	feeds his dog 	He loves his dog and wants to take good care of her. 
Write the character's name here.	Write what the character does here.	Write why the character acts this way here.

Thinking Map: Character Map

Characters' Motives

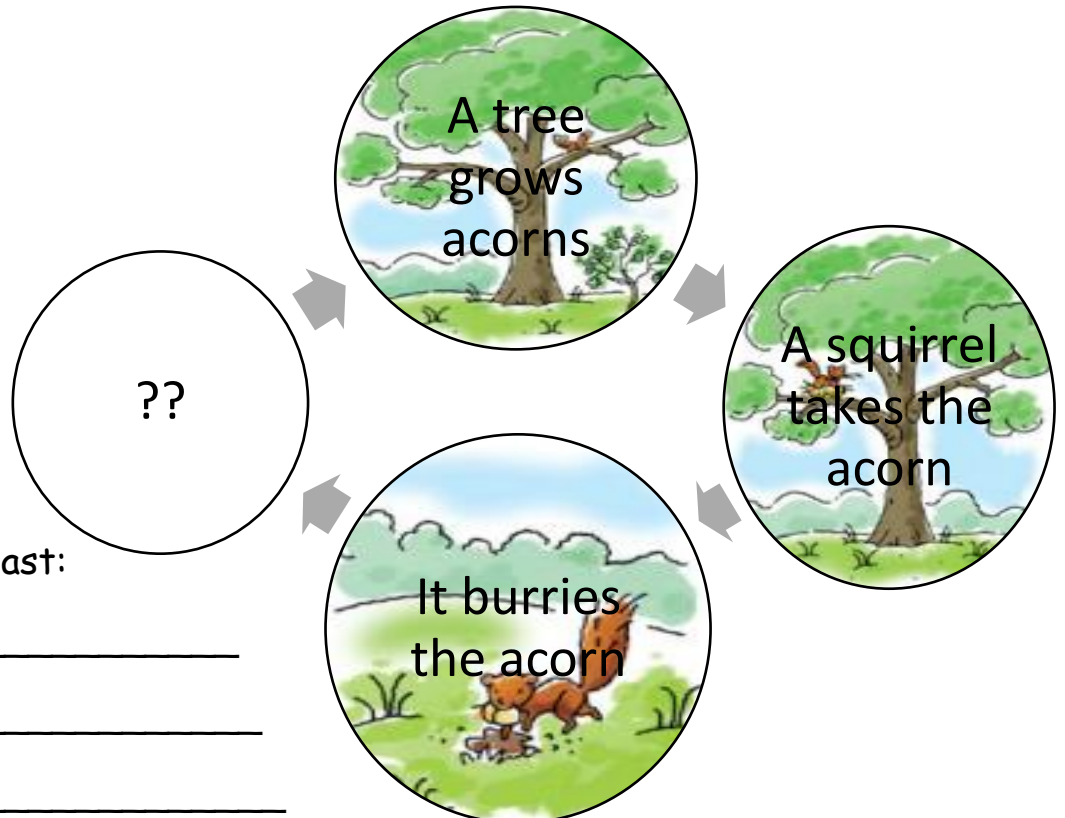
Make a character map for the animal in your story.

Character	What the Character Does	Why the Character Does It
		


Oxpecker

Key Words

Plants have important **roles** in nature. A **chain** can show how they **relate** to animals and each other.



Write what happens last:



Look outside

What do you see?

Write or draw the vegetation and animals you see



Animals



Vegetation

A large black L-shaped line forming a frame for writing or drawing, extending from the bottom of the 'Animals' and 'Vegetation' labels.

Show what you know:

Draw or write how living things depend on each other

