

Treasure Hunters

**BIG
Question**

Why do we seek treasure?

Share What You Know

- 1 Make a pirate ship from materials such as a box, construction paper, straws, clay, and colored markers.
- 2 Display your ship so everyone can see it.
- 3 Tell the class about your ship.



5x 111



Build Background: Watch a video about treasure hunters.
KIDZSEARCH.com

Vocabulary – Unit 6

Adventure



Chart



Coastal



Compass



Discovery




Exploration



Interpret



Legend



Navigation



Port



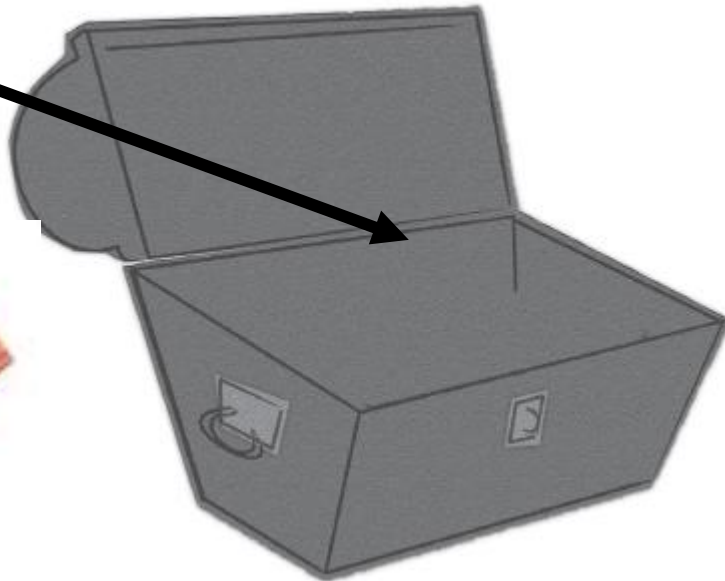
Treasure





What is Treasure?

Draw a line from the treasure
into the treasure box











Grammar Rules Subject Pronouns

Pronouns take the place of nouns. Use these subject pronouns to tell who or what does the action.

Example: Ernesto and I like to work. We work together.

One	More Than One
I	we
you	you
he, she, it	they

I		We	
You		You	
He		They	
She			
It			

Grammar Rules Subject Pronouns

Pronouns take the place of nouns. Use these subject pronouns to tell who or what does the action.

Example: Ernesto and I like to work. We work together.

One	More Than One
I	we
you	you
he, she, it	they

1. Going on a trip sounds fun. _____ would love to go on an adventure!



2. Sheila and I want to find gold! _____ want to find the treasure!



3. Jim has a treasure map. _____ hopes to get rich.



4. The pirates use their compass to find the way. _____ are good at navigation.



5. The chart has a legend. We will use _____ to find the buried chest of gold.



6. Going exploring is fun, _____ should try it!



Characters

People grow and change. Story **characters** change, too. People's experiences and relationships can both cause the changes.

Look at the pictures of Zack and his little brother.

Zack →



Beginning

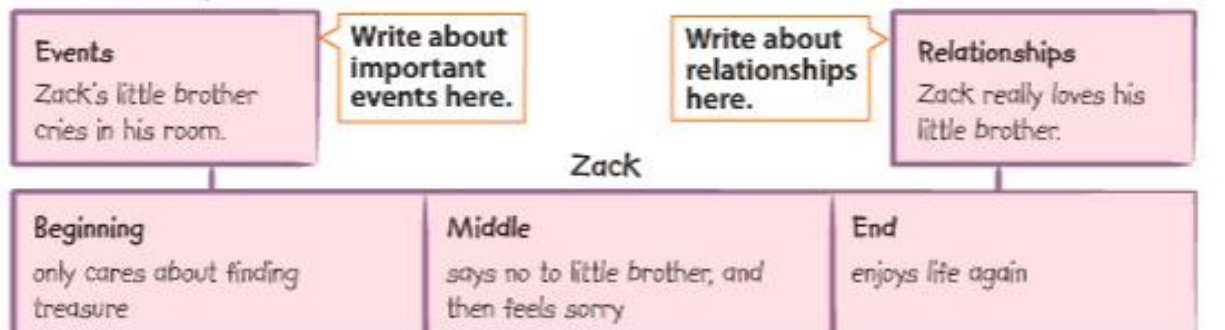
Middle

End

Map and Talk

Make a character map to show how a person changes. Think about story events. Think about the character's relationships. Finally, think about how the character changes from beginning to middle to end.

Character Map



Treasure Island

1

Jim



Jim and Dr. Livesey have a map to a treasure. They hire a ship and a crew to take them to Treasure Island. They will be rich!

Beginning

2



Jim hears the crew talking. They are a pirate crew and are planning to steal the ship. They want to take the treasure. Jim and Dr. Livesey plan to fight them.

Middle

3



Jim sneaks into the pirates' rowboat. On Treasure Island, he hides in a cave. He meets Ben. Ben helps Jim find Dr. Livesey.

End

4



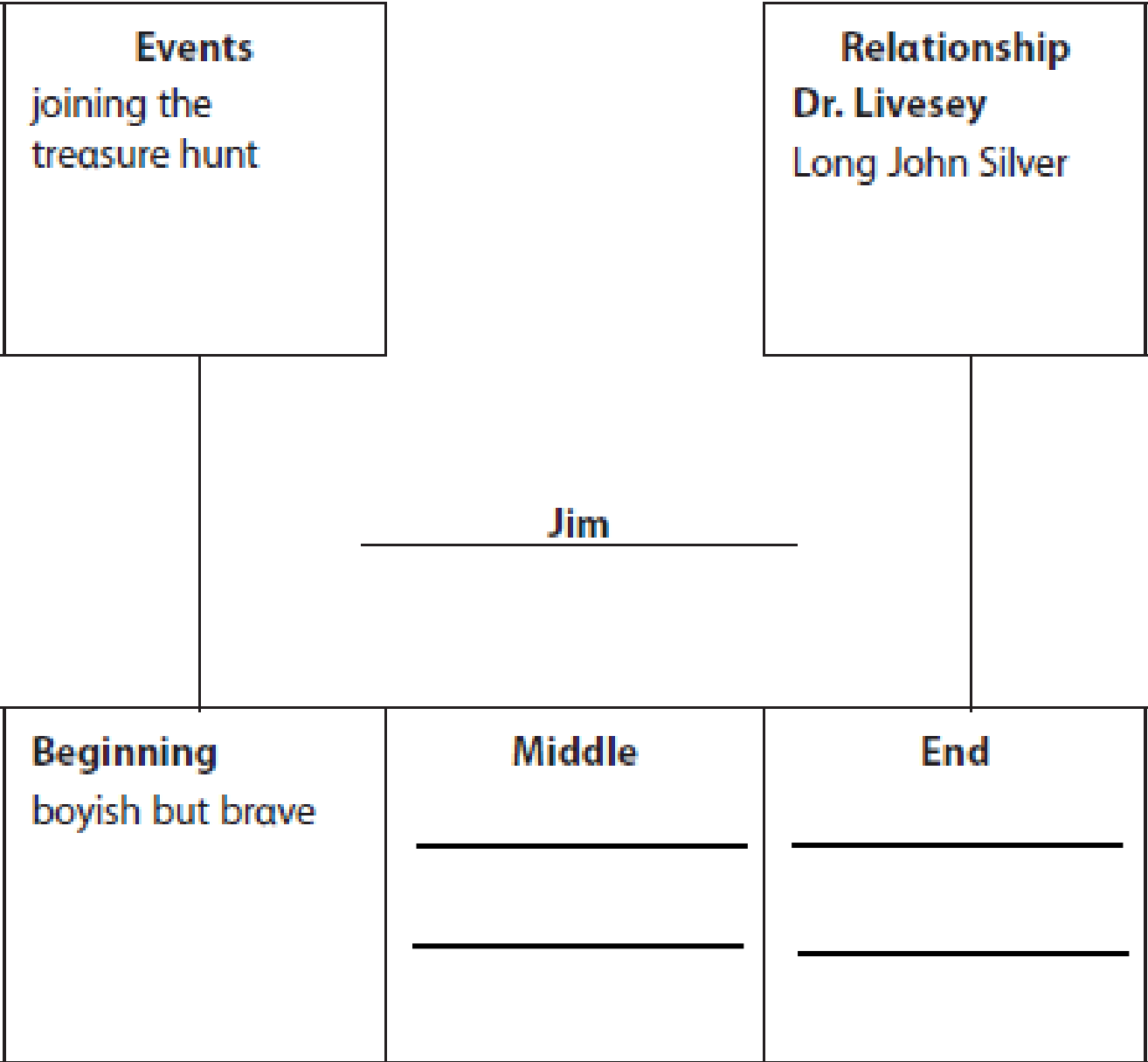
The pirates attack the fort, steal the map, and capture Jim. When they dig up the treasure, there are only two gold coins!

Jim, Ben, and Dr. Livesey go back to the ship. They leave the pirates on the island.

Treasure Island

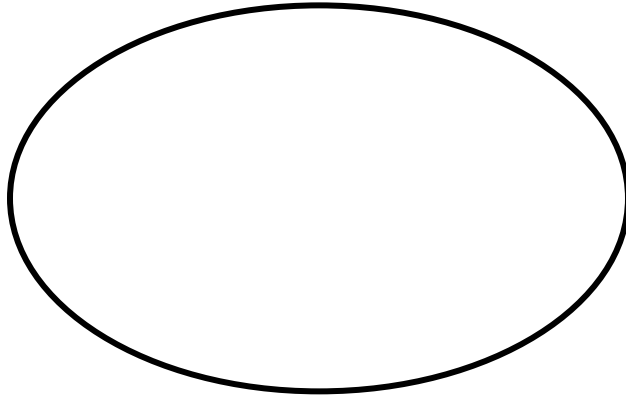
Complete the character map to tell how Jim changes in the play.

Character Map



Now it's your turn!

Draw and write a short story about a character with a beginning, middle and end.



Character: _____

Beginning	Middle	End
