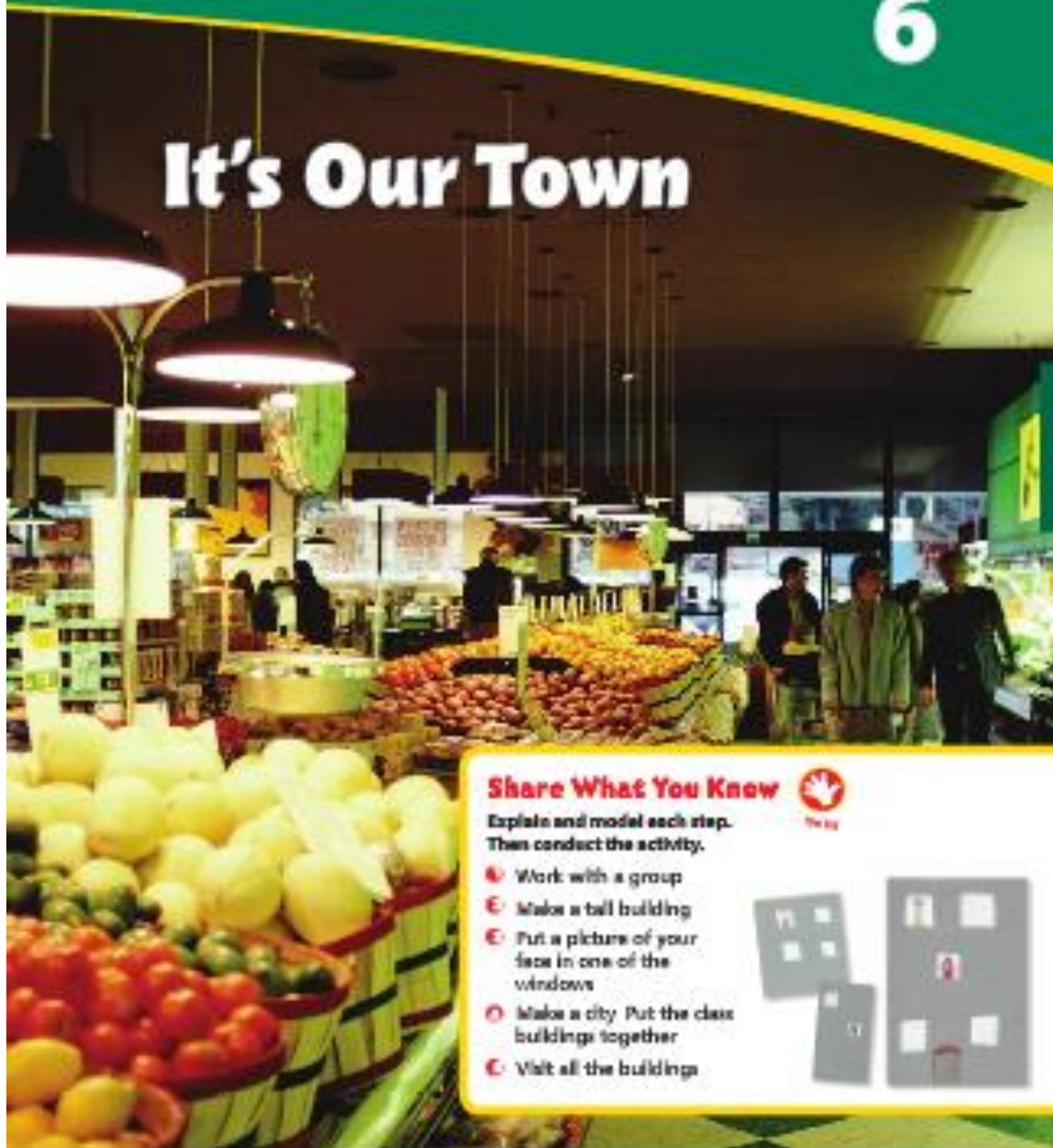


# It's Our Town



## Share What You Know



Explain and model each step.  
Then conduct the activity.

- 1 Work with a group
- 2 Make a tall building
- 3 Put a picture of your face in one of the windows
- 4 Make a city Put the class buildings together
- 5 Visit all the buildings



## Unit 6 Words

Bakery		Post office	
Bananas		Restaurant	
Bread		Sandals	
Cake		Sandwich	
Cereal		Shoes	
Grocery store		Shorts	
Library		Socks	
		Soup	



8 I \_\_\_\_\_ good food.

# I Get Food



\_\_\_\_\_ 's Book



1



6 I \_\_\_\_\_ cereal.



I \_\_\_\_\_ bread.

3



2

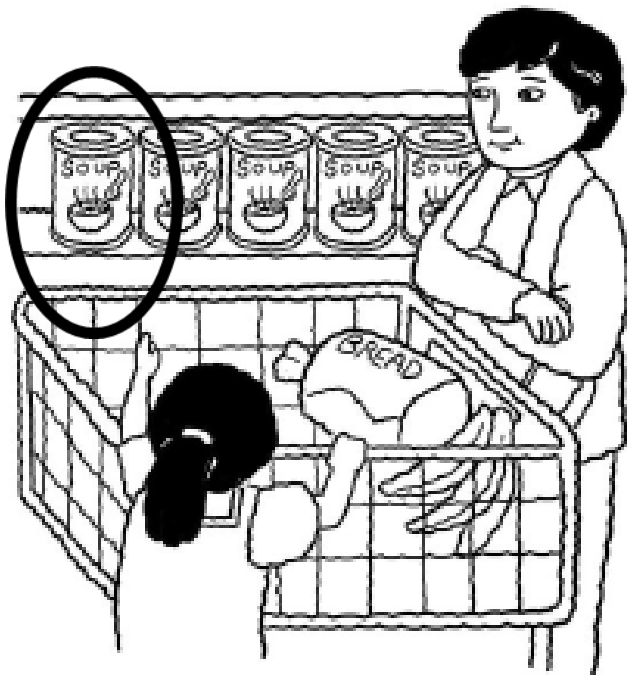
I \_\_\_\_\_ bananas.



1


a sandwich.

7



4

I \_\_\_\_\_ soup.



1

cake.

5

Using the WORD BANK complete each sentence.

WORD BANK

bread	shorts	grocery store	soup	bakery
cake	library	bread	post office	socks



We get \_\_\_\_\_ at the store.



Mom bought \_\_\_\_\_ at the bakery.



I read books at the \_\_\_\_\_.




We shop at the \_\_\_\_\_.




Dad goes to the \_\_\_\_\_.

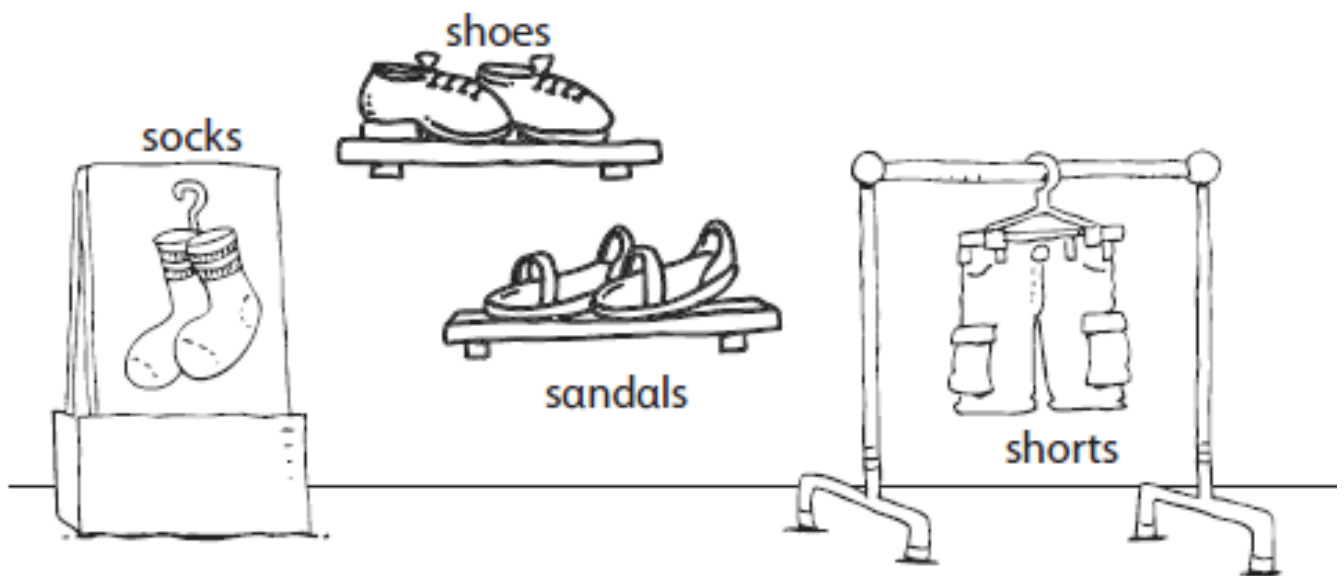
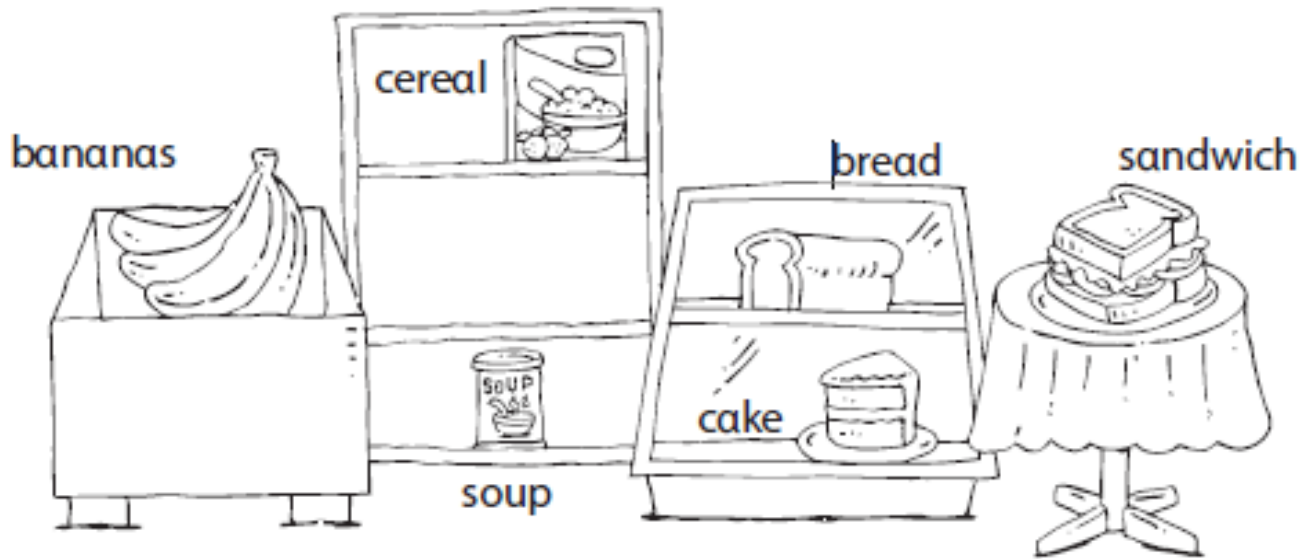


I eat \_\_\_\_\_ at the restaurant.

Draw a circle  on things you can eat.


Draw a  square on things you can wear.

# Shopping List Words





Draw a picture of what you like to eat with your family. Use the vocabulary words to help you!



I like to eat \_\_\_\_\_

\_\_\_\_\_

\_\_\_\_\_

\_\_\_\_\_



Draw a picture of where you like to go with your family. Use the vocabulary words to help you!



We like to \_\_\_\_\_

\_\_\_\_\_

\_\_\_\_\_

\_\_\_\_\_