

Syracuse City Schools
Middle School
Activity Book

Summer
Reading
Program

Name:



YOU DID IT: WELCOME TO SUMMER!

We have had a great time this year in the library doing projects, reading books, and hanging out, and now it's time for summer and the 2022 Summer Reading Program!

All SCSD students will be provided a book of their choice to enjoy this summer.

This packet has everything you need to participate in several of the summer reading activities. You can fill out the activity pages in the packet and show them to your librarian in the fall.



Check out the
canvas course here
for more resources!

We hope you have a great summer and we can't wait to see you next year!

How does it work?

- You will choose 1-2 books from our summer reading list to take home.
- Read your summer reading books. Most importantly: Have fun!
- Check out the activity board and choose a few activities you would like to participate in.
 - But where can I get the activity pages if I lose my packet?
Thanks for asking... you can find them on the Canvas Course SCSD Reads 2022 or grab a copy from your summer school librarian.
- Keep track of your work and printed materials. You don't have to finish it all. Check in with your librarian!
- When school starts next September, turn in your activity sheet to your school librarian.
- If you are in 6th or 7th grade, return it to your School Librarian. If you are in 5th or 8th grade, return it to the School Librarian at your new school.
- Receive prizes!

Prizes

Complete 3 activities---- 1 prize
Complete 6 activities---- 2 prizes
Complete 9 activities---- 3 prizes

Complete the whole board---- ALL THE PRIZES!

Summer Reading List

You will
choose
1-2 books!



Alone by Megan E Freeman

Adventure/Survival story written entirely in verse is about a girl named Maddie who is left behind for 3 years when her town is evacuated during a mysterious emergency. She has to figure out how to survive when she's totally on her own.



Ghost Girl by Ally Malinenko

This horror story is about a girl named Zee who LOVES ghost stories, but never imagined she'd be living in one. Zee and her friends must work together to give their ghost story a happy ending.




Amari and the Night Brothers by BB Alston

First book in the Supernatural Investigations series follows Amari as she is thrown into a world she didn't even know existed, but has to figure out quickly if she wants to rescue her missing brother.




We Are Family by LeBron James

When Jayden Carr discovers the afterschool basketball program Hoop Group is no longer happening he feels heartbroken, and he's not alone. Determined to prove themselves, Jayden and the other players fight for their chance to show what they've got.



Class Act by Jerry Craft

This Graphic Novel is the 2nd book in the New Kid series and follows 8th grader Drew as he tries to keep his friend group together and become the person he wants to be. The story follows the ups and downs as he navigates being one of the only kids of color in a prestigious private school.




Tristan Strong Punches a Hole in the Sky by: Kwame Mbalia

This is the 1st book in the Tristan Strong Series and follows Tristan as he recovers from his best friends death by staying at his grandparent's farm, where he accidentally opens a chasm into a whole new world he never knew existed. Tristan has to fight alongside black American gods like John Henry to save the world and get home.




The Deep & Dark Blue by Niki Smith

In this graphic novel we follow siblings Hawke and Grayson as they escape the political uprising that destroyed their family. They find themselves in hiding and have to decide when to take back their old lives, or if they want to stay where they are and live a new and different life.



Starfish by Lisa Fipps

Ellie is tired of being fat shamed and decides that it's about time that she does something about it. In this story told entirely in verse, we see Ellie work to become her own fabulous self with the support of family and friends.



The Complete Cookbook for Young Chefs

With over 100 recipes America's Test Kitchen has created THE cookbook every kid chef needs on their shelf. Whether you're cooking for yourself, your friends, or your family, The Complete Cookbook for Young Chefs has delicious recipes that will wow!



The following books are for 8th graders only



Me (Moth) by Amber McBride

After losing her whole family in an accident, Moth feels lost and alone, until she meets Sani who is searching for his roots. They set off on a road trip chasing ghosts and ancestors. Along the way they might just find themselves. This novel in verse is both a coming of age story and a ghost story.



The Rose that Grew from Concrete by Tupac Shakur

Written in Tupac's own hand from the time he was nineteen, these seventy-two poems embrace his spirit, his energy—and his ultimate message of hope. This collection of more than 100 poems honestly & artfully confronts a range of topics from poverty to motherhood and more.



Dear Justyce by Nic Stone

In the second book of the Dear Martin series, incarcerated teen Quan writes letters to Justyce about his experience in the American Prison system. Through both the letters and flashbacks, Quan's story emerges, taking an unflinching look at the flawed practices and ideologies of the American justice system.



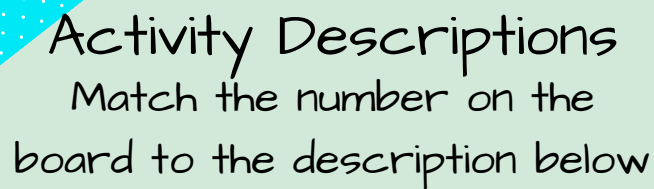
Check out these awesome activities for you to try out!



Make sure to check with an adult before doing activities. Remember- Safety First!

<p>1.  Read a Book to a sibling or friend!</p>	<p>2. Draw your favorite character from the book!</p>	<p>3.  Create a one-page mini poster about your book by drawing a picture!</p>
<p>4. Create your own bookmark- creating a scene from a book!</p>	<p>5.  Find a quiet place to read! <small>(check with an adult for permission before leaving the house)</small></p>	<p>6. Cook a recipe from the cookbook and write a review! <small>(Check with an adult for permission before cooking)</small></p>
<p>7.  Share a book with a friend!</p>	<p>8. Go to the public library and get a library card! <small>(check with an adult for permission before leaving the house)</small></p>	<p>9.  Create a vision board using pictures from magazines! <small>(Check with an adult for permission before cutting anything)</small></p>
<p>10. (Search and Rescue) Make a pile of books you may owe to any SCSD school!</p>	<p>11.  Create your own recipe to share or cook at home! <small>(Check with an adult for permission before cooking)</small></p>	<p>12. Create your own comic strip or graphic novel story!</p>

Check out the next page for detailed descriptions of the activities!




Activity Descriptions

Match the number on the board to the description below

1. Read a book to a sibling or friend!
2. Draw your favorite character from your book. If it is a graphic novel or picture book, copy the character onto a blank page. If it is a chapter book, focus on the details used to describe the character to imagine what they look like and do your best to draw them!
3. Create a one-page mini poster about your book by drawing a picture. Title the page on top and include details from the story. This can be based on a scene, a chapter, a character, or the whole story!
4. Create your own bookmark- creating a scene from a book. Use the template in the packet or fold your paper in half and then in half again to create 4 sections for 4 different bookmark ideas!
5. Find a quiet place to read- outside, your bedroom, the park... (check with an adult for permission before heading out)
6. Cook a recipe from the cookbook and write a review! (check with an adult for permission before cooking!)
The review can include:
 - Was it easy to make?
 - What was hard about the recipe?
 - How did it taste?
 - What could you have done differently?
 - Would you add any other ingredients that were not listed?
 - Would you make it again? Share a book with a friend. Talk to them about your story and book, read with them or let them help you with some of the activities!
7. Share a book with a friend. Talk to them about your story and book, read with them or let them help you with some of the activities!
8. Go to the public library and get a library card- IT IS FREE!!!! (check with an adult for permission before going)
9. Create a vision board using pictures from magazines. (check with an adult for permission before cutting anything!) If you want your vision board to relate to your story:
 - Find photos, colors, or objects that remind you of your character!
 - What things remind you of your book (the people, the setting, the ideas)?
 - If you want to make a regular summer vision board:
 - Find photos, colors, or objects that make you feel happy, motivated, inspired or calm. Then create a collage of those things to inspire you everyday towards those feelings.
10. (Search and Rescue) Make a pile of books you may owe to any SCSD school. It is okay if they are not yours! You can still bring them back!
11. Create your own recipe and share or cook at home! If we get enough recipes, we can make a school wide student cookbook! (check with an adult for permission before you start cooking)
12. Use the drawing book to create your own comic strip or graphic novel. It can be as long or as short as you would like. To make it easy, you can fold up a piece of paper and create spaces for every new scene!

Activity #2

– Draw your favorite character




Activity #3

Create a book poster

A large, empty rectangular box with a thin black border is centered on the page, intended for the student to draw their book poster. The box is surrounded by a thick orange border.

Activity #4

Create your own bookmark



Activity #6

Cook a recipe from the cookbook



Check with an adult for permission before you start cooking!

How to Make:

Written by:

What you need:

-
-
-
-
-
-

What you do:

First....

Then...

Next...

After that...


Finally...

I love it because:

Activity #9

Create a vision board

Check with an adult for permission before you cut anything up! !



Activity #12

Create and share your own recipe



Check with an adult for permission before you start cooking!

How to Make:

Written by:

What you need:

-
-
-
-
-
-

What you do:

First....

Then...

Next...

After that...

Finally...

I love it because:

Activity #12

Create a comic strip/Graphic novel

The image shows a blank comic strip template consisting of six rectangular panels. The panels are arranged in three rows and two columns. The top row has two panels of equal size. The middle row has a smaller panel on the left and a larger panel on the right. The bottom row has two panels of equal size, similar to the top row. All panels are empty and outlined with a simple black border.

Need more space for activities?

Use the next few pages for whatever you need!

Don't forget to check with an adult for permission before you do activities that ask you to leave the house, cook, or cut things up.
Remember: Safety First!





Don't forget to check with an adult for permission before you do activities that ask you to leave the house, cook, or cut things up.
Remember: Safety First!

Don't forget to check with an adult for permission before you do activities that ask you to leave the house, cook, or cut things up.
Remember: Safety First!



Want to check out even MORE books?

One way to read more is by getting an eBook or Audio Book on SORA

HOW TO ACCESS SORA BY OVERDRIVE



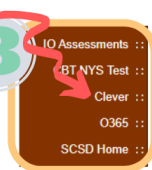
1. VISIT SCSD.US




2. CLICK 'LIBRARY'



3. CLICK 'CLEVER'



4. CLICK 'SORA BY OVERDRIVE'



****THE FIRST TIME YOU LOGIN:****

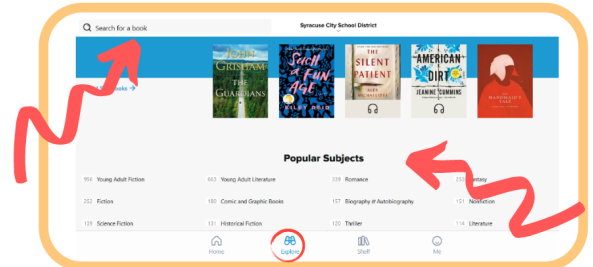
1. CLICK 'FIND MY SCHOOL'
2. LOOK FOR 'SYRACUSE CITY SCHOOL DISTRICT'
3. CLICK 'THIS IS MY SCHOOL'
4. CLICK 'SIGN IN USING SYRACUSE CITY SCHOOL DISTRICT'

HOW TO USE THE SORA BY OVERDRIVE APP!

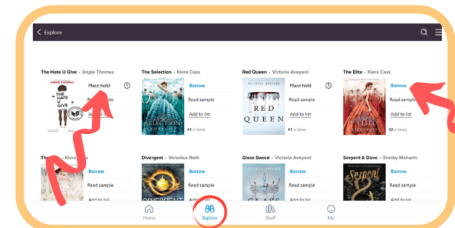


WITH SORA YOU CAN CHECK OUT AND READ EBOOKS AND AUDIOBOOKS FROM OUR SCHOOL DISTRICT.

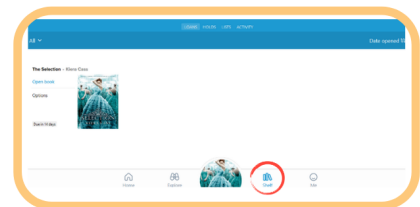
ONCE YOU ARE LOGGED IN YOU CAN ACCESS HUNDREDS OF BOOKS, BY SEARCHING FOR SPECIFIC TITLES OR EXPLORING POPULAR SUBJECTS.



WHEN YOU FIND A BOOK YOU WOULD LIKE TO READ, YOU MAY EITHER CLICK "BORROW" IF IT IS IMMEDIATELY AVAILABLE OR SELECT "PLACE HOLD" IF IT IS CURRENTLY CHECKED OUT, SO THAT YOU MAY READ IT WHEN IT BECOMES AVAILABLE.



GO TO YOUR SHELF TO SELECT BOOKS THAT YOU ARE BORROWING AND TO RETURN THEM WHEN YOU ARE FINISHED.





Tips to find the **PERFECT** book!



1. Log onto Sora
2. Click on the Explore button
3. Use the search button at the top of the page to search for a specific title, author, or subject.
4. You can also scroll down to see clickable categories under Popular Subjects section
5. Click Explore All Subjects to see a full list or keep scrolling down to see other categories
6. You can also click on Preferences to identify your specific preferences and formats (ie. ebooks, audiobooks)
7. You can click on Collections to browse different categories
8. Once you spot an ebook or audiobook that looks interesting or that you want to read, click on the picture of the book cover.
9. After you can see information about the ebook/audiobook
10. In the middle section of the page, you can read the summary of the ebook/audiobook.
11. Under the picture of the book cover, there is sometimes an option to click on the Read Sample button to see a few of the book's pages
12. If you are interested in finding similar ebooks/audiobooks there are clickable options under the book information, including books of the same genre.
13. If you want to read the book click on the Borrow button to "check it out" for 2 weeks. There is a Renew button if you need longer than 2 weeks to finish the ebook/audiobook.
14. If the book is not currently available you can click on the Place Hold button to get a chance to "check it out" when it is available.
15. Enjoy! When you are done and want to return the ebook/audiobook click on the Return button.



Another place to grab
a few more books is your
public library!



Beauchamp Branch

2111 South Salina St.
Syracuse, NY 13205

315-435-3395

Betts Branch

4862 South Salina St.
Syracuse, NY 13205

315-435-1940

Central Library

447 South Salina St.
Syracuse, NY 13202

315-435-1900

Hazard Branch

1620 West Genesee St.
Syracuse, NY 13204

315-435-5326

Mundy Branch

1204 South Geddes St.
Syracuse, NY 13204

315-435-3797

Paine Branch

113 Nichols Ave
Syracuse, NY 13206

315-435-5442

Petit Branch

105 Victoria Place
Syracuse, NY 13210

315-435-3636

Soule Branch

101 Springfield Rd.
Syracuse, NY 13214

315-435-5320

White Branch

763 Butternut St.
Syracuse, NY 13208

315-435-3519

Syracuse Community Connections

402 South Ave
Syracuse, NY 13204
315-671-5814

Syracuse Northeast Community Center

716 Hawley Ave
Syracuse, NY 13203
315-472-6343

For more information
and Suburban branch locations,
visit the Onlib website.

